

Catapulting 18 libraries into the 21st Century

Sonja Haerkoenen

Vicky Stallard

Cardiff University

Overview

- Setting the scene
- Examples of recent building works
 - ▶ RFID implementations
 - ▶ Mobile shelving installations
 - ▶ Collaborative learning spaces
- The Arts and Social Studies Library project
 - ▶ Project overview
 - ▶ Mobile shelving on the Humanities floor
 - ▶ New learning spaces on the Wolfson Floor
 - ▶ Lessons learned
- New builds / The Future

University Library Service (ULS)

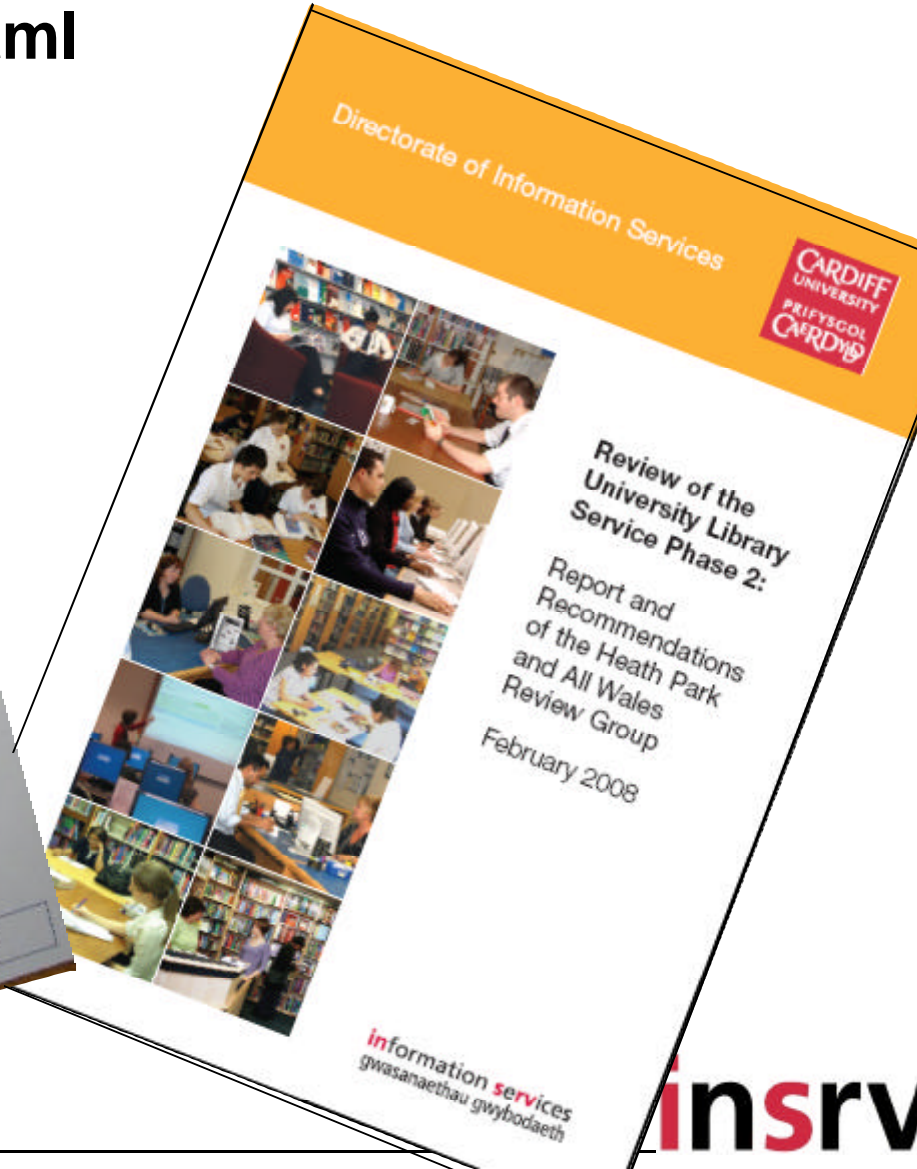
Setting the Scene

- Approx. 25,000 students
- Approx. 1.4 million catalogued items
- 300 staff (168 FTE)
- 18 libraries (almost highest in UK HE!)
- Is one of the busiest University Library Service in the UK in terms of visits and loans (2.3 million loans and 2.7 million gate entries in 2007/8)

Library Review

<http://www.cf.ac.uk/insrv/libraryreview/buildings/index.html>

html





Word cloud created from student comments at www.wordle.net

Library Review: Physical environment

- 2007
 - ▶ Aberconway/Guest: RFID
- 2008
 - ▶ Trevithick: RFID+ library refurb
- 2009
 - ▶ Bute: RFID
 - ▶ Biomedical: RFID
 - ▶ Dental: new study room
 - ▶ Music: relocation
 - ▶ Whitchurch/Llandough: merger
 - ▶ Arts & Social Studies Library: refurb
- 2011
 - ▶ Health Library: new build
- 20??
 - ▶ New Library on Cathays Campus?



RFID



Full RFID self issue in 7 libraries **insrv**



Releases staff to rove, deal with enquiries,
work on projects ...

Intelligent smartBlades in 1 library

Blades sets on shelves



Books re-shelved



RFID Feedback

- Huge success & very popular
- Easy to use
- Library staff positive about RFID and 'roving'
- Time saved is being used to deal with enquiries and other tasks

Mobile Shelving



Archie Cochrane Library,
Llandough



SCOLAR

Mobile shelving in 5 locations...

... giving us room for expansion!



Mobile Shelving Feedback

“The future is here!”


“I like the colour scheme”

*“Awesome fun, more access to journals
(because better signs)”*

“When are you getting more?!”

*“They are very pretty & look smart, but one
can't help wondering whether the money
would have been better spent on books...”*

Collaborative Learning Spaces



New use of space in most libraries... **insrv**

...including our new eLounge



Using Sponsorship



Renishaw have been using their group room to conduct graduate recruitment interviews with Engineering students.

The “**Halcrow Studio**” provides 22 study spaces via 4 square tables and a study bar.



Collaborative Spaces Feedback

- Group study rooms enormously popular, being implemented wherever possible!
- Users very happy with new spaces, moving furniture to suit their needs

“I think it’s great, comfy chairs, quiet environment and lots of computer outlets make it a great study area”

“It is great and fantastic facility especially when anyone exhausted, it is brilliant to relax here!”

“The study rooms are great”

“The improvements in the library are impressive. A comfortable, relaxing working environment. Definitely worth all of the drilling!”

The Arts and Social Studies Library transformation in detail

The Arts and Social Studies Library

4 floors, 8 subject areas

Ground floor (entrance level):

Social Studies, incl. psychology, education, sociology, social work and politics.

First floor: Law Library.

Second floor: Humanities, incl. philosophy, religion, archaeology, history, English language & literature, foreign language and Welsh studies.

Lower ground floor: “Special Collections and Archives” (SCOLAR), Graphic Services.



Project Background

- Feb '08: Closure of the University Binding Service
- Successful grant application to Wolfson Foundation
- Project cost approx. £520K overall



Project Timeline + Scope

- May '09: Graphic Services unit relocated
- June-Aug '09: Mobile shelving on Humanities floor
- Aug '09: Mobile shelving in SCOLAR
- June-Oct '09: Creation of the eLounge
 - ▶ PC bar
 - ▶ Social area
 - ▶ 3 study rooms
- Sept '09: New signage across the library
- Jan '10: Water fountain
- March '10: Installation of plasma screens
- June-July '10: Mobile shelving on Social Studies floor

Project Group

- Library staff from all floors
- Graphic Services
- Estates Division
- Purchasing Division (for tenders)
- Academic staff from relevant Schools
- Original architects (load-bearing checks)
- Sub-groups/Strands:
 - ▶ SCOLAR
 - ▶ Mobile shelving (top floor)
 - ▶ Furniture
 - ▶ Signage
 - ▶ Communication

Mobile Shelving Tasks

- Review existing journals collection
- Calculate necessary new shelving (incl. 17% growth)
- Liaise with supplier Invicta on details
- List and temporarily store all journals, keeping them accessible (staff mediated)
- Dismantle old shelving, install the new
- Move journals back, add Folio books
- Expand book stock into freed-up space

Tasks for Sonja and Erica

- Finalise journals to be placed on current display (Humanities 624 titles + Salisbury).
- Decide how many floor tiles to keep and where to store. How to discard remaining tiles.
- Liaise with Invicta regarding additional shelf clips (max number needed for 76 rows with 5 levels and 8 per level = 3040).
- Finalise shelving plan for the Folio collection in mobile units (after classmark exercise is done – see below Task 2 for Sharon and Luisa).
- Arrange quote for Pegasus shelf dismantling for Phase 2.
- Label new Phase 1 mobile shelves with shelf numbers, ready for Unistaff Folios and Humanities Journals move.
- Calculate which temporary study spaces need to be used for Phase 2 temporary shelving.
- Draw up new floor plans for Phase 2 and get numbers and flags ready.
- Label tables, carrels etc. with Phase 2 shelf numbers.
- Re-organise Dictionary collection (incl. labels).
- Contact ESTATES to organise switching off fuses for lights on the top floor on days 1 and 2 of Phase 2.
- Oversee Invicta and Pegasus teams for Phase 2.
- Draft labels / signs / instructions for mobile shelving end panels.
- Organise discarding of filing cabinets, Salisbury reference shelving and floor tiles.

Tasks for Luisa and Sharon

- Check cataloguing of Studies in Church History, Camden and Hakluyt latest series and place all volumes onto top floor overflow shelves ready for integration into main book collection.
- Draw up rough classmark plan for Folio collection and indicate where extra expansion shelves are most needed.
- Measure Salisbury Reference collection. 20 metres.
- Add new pamphlet boxes where needed in the Phase 2 Humanities Journals.
- Create labels for all Humanities Journals pamphlet boxes.
- Integrate overflow journals into collection where possible before move.
- Shift current display shelves from 6 to 7 high and test with some journals.
- Create new current display for journals and add appropriate labels.

Tasks for Vicky and Suzie

- Finalise book move organisation.
- Arrange classmark, loan status, labels and location changes for new Oversize and Salisbury Oversize collection and new Z collection.

Tasks for UNISTAFF team

- Tidy the main book collection.
- Move top floor collections as appropriate and indicated in Staff Briefing document.
- Arrange and then check cataloguing of Camden and Hakluyt previous series and label all volumes, ready for move to SCOLAR.

Everyone

- Arrange and then check cataloguing of Camden and Hakluyt previous series and label all volumes, ready for move to SCOLAR.
- ~~Move good floor tiles next to carrels, bad floor tiles next to filing cabinets.~~

	W/b 4/5/09	W/b 11/5/09	W/b 18/5/09	W/b 25/5/09	W/b 1/6/09	W/b 8/6/09
decide on degree of / dates of closure of top floor and begin communicating to users.						
pick up materials which are to be sent to store and arrange their collection.				x		
check there is room for materials we need to temporarily shelve in study areas:			x			
check we can get 5m shelving on/under a carrel, 8m on/under a double study table			x			
check we have room for temporary storage of floor tiles in case they are to be re-used.						
discuss future usage of discarded shelving:					x	
find out what shelving Vicky Stallard wants	x					
find out if MEDEC project requires any shelving and where to store			x			
get quotes for dismantling / moving shelves and decide on company.						
decide what to do about oversize folios and oversize titles from Salisbury Collection.						
decide on shelving supplier and make arrangements with them to fit this timescale.				x		
find out if we need to remove floor tiles and if so make arrangements for this to be done.				x		
find out if we will be reusing floor tiles, arrange disposal or storage				x		
discuss materials going to Store and SCOLAR and check there is room				x		
check items required to go to SCOLAR.						x
check and move items required to go to Store.						x
check for re-shelving stock on mobile shelves:						
discuss with coloured slips and spreadsheet to determine spacing of collection on new shelving.						
draw up spreadsheet showing new shelving plan					x	x
start planning new signage:						
design new signage for shelf ends						
design signage to direct users to different areas of collection						
start planning promotion of new stock layout for start of semester when top floor re-opens.						


Storing all our journals temporarily during...



= 1 Box	432	Harvard Studies in Classical Philology 65 - 68
Italiana	433	Harvard Studies in Classical Philology 69 - 102
Italiana	434	Harvard Studies in Classical Philology 103 - 104 Harvard Theological Review XXV - 62



...the stages of the transformation from static to mobile



Colour scheme even catching on elsewhere



eLounge 1

Task list:

- Plans drawn up by Estates Division and agreed in Project Group
 - ▶ Location and number of power sockets extremely important, wireless footprint checked
- Remove and store PCs to allow work to begin
- Access routes to Graphic Services and SCOLAR agreed in advance of work: minimum disruption
- Orders for furniture, plasma screens
- Waiting for the builders to do their thing...!

The transformation begins



eLounge 2



- Raised floor, lowered ceilings: different types of lighting for different ambiances
- Furniture
- Colour schemes, different textures
- Study rooms: PCs & plasma screens

eLounge 3

Communication about project:

- Blog
- Newsletter updates to stakeholders
- Temporary signs around library
- Webpages (library opening hours page)

Finishing and additional touches:

- Whiteboards in study rooms
- Water fountain for library users
- Beanbags!



Lessons Learned

ASSL Project Challenges 1

- '70s building, keeping existing structure & ventilation
- Necessary to maintain close communication with all project partners across divisions
- Needed to confirm load bearing limits
- Importance of detailed checking of all plans/orders and consequent work

ASSL Project Challenges 2

- Essential that building was kept open during entire project – slows process down: book move still incomplete
- Equality & Diversity matters
 - ▶ Accessibility: mobile shelving & ramped areas in eLounge
 - ▶ Welsh language requirements
- Underspending: more mobile shelving to be installed this summer! 😊

New Builds / The Future

New Cochrane Building on Heath Campus

- Building for Medical School, to include:
 - ▶ Modern clinical skills and laboratories
 - ▶ Postgraduate teaching areas
 - ▶ Seminar space
 - ▶ Student support services
 - ▶ The Dean of Medicine's offices
- Incorporates
 - ▶ Sir Herbert Duthie Medical Library
 - ▶ Nursing & Healthcare Library at Ty Dewi Sant
- Opens September 2011



New Library on Cathays Campus

- Aim to reduce libraries from 11 to 3
- Several concepts
 - ▶ Subject areas: Science, Social Sciences, Humanities
 - ▶ User groups: split between UG and Research Library?
- Part of Campus Horizons project
- No funding yet approved
- We live in hope.....!

More Information

- <http://www.cardiff.ac.uk/campushorizons/>
- <http://www.cardiff.ac.uk/insrv/futures/libraryreview/index.html>
- <http://blogs.cf.ac.uk/assl/>
- <http://www.cardiff.ac.uk/insrv/libraryreview/buildings/index.html>

Have you got any questions?

HaerkoenenS@cardiff.ac.uk
StallardV@cardiff.ac.uk